

















# Symbols on our packaging

Inventronics has always focused not only on high product quality but also on the health and safety of the consumers of its products. The European regulations on product safety create the same conditions in all EU member states and standardize the safety requirements relating to products. The regulations promise greater safety and transparency for the consumer. To meet our obligations arising from these regulations and to inform our customers as well as to visualize product features in a way that can be quickly grasped, we provide information about our products on the products themselves, on the packaging and on the leaflets enclosed with the products. Because there are so many different languages in the EU we use pictograms.

## Inventronics uses the following symbols:

	Must be installed and maintained only by qualified electricians		Special lamps, not suitable for general lighting in households
	Disconnect electronic control gear from the power supply before maintenance work		Radiation hazard: Do not look into the light source
	Do not open product		not suitable for direct mounting on normally flammable surfaces (e.g. wooden ceiling)
	Dangerous voltage		Do not cover
	Electrostatic sensitive devices		Protection class I
	Built-in LED module		Protection class II
	Do not throw away with household waste		Protection class III
	Use indoors only		Suitable for direct mounting on normally flammable surfaces



Independent lighting auxiliary



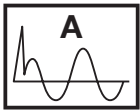
Fuse



Equipped with safety isolation and short-circuit protection



Do not use tools



Inrush current



Manual

## Further symbols

### Recycling marking:



### IP code:

IP20 IP65 IP67 IP68

### Certification:



### ENEC certification:

